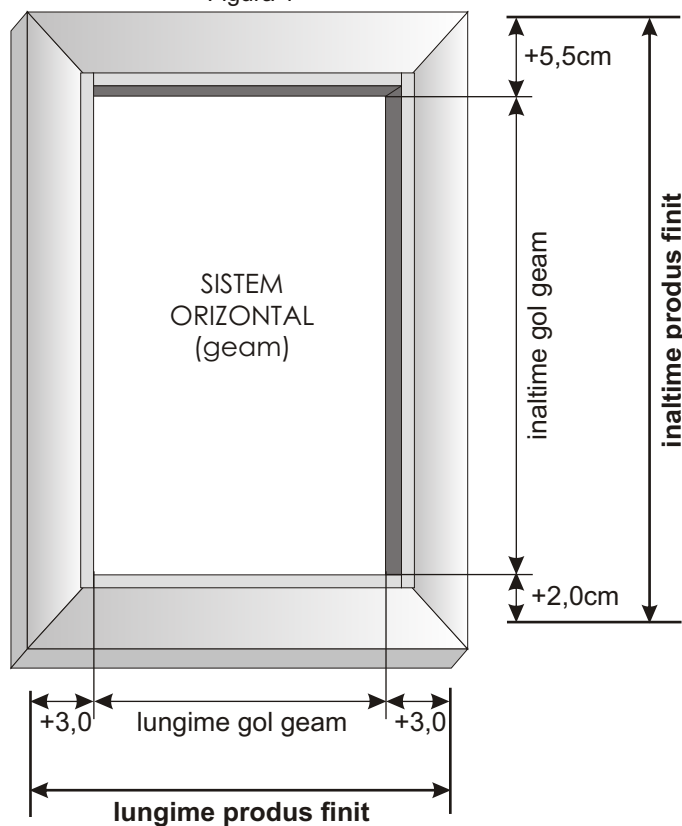


Instructiuni de masurat

Figura 1



O lucrare reusita poate fi realizata doar daca s-a facut si o masuratoare adecvata. Astfel, venim in intampinarea dumneavoastra cu detalii tehnice ce va vor ajuta la preluarea unei comenzi fara eventuale probleme de montaj.

Preluarea cotelor

SISTEM ORIZONTAL (geam)
vezi figura 1

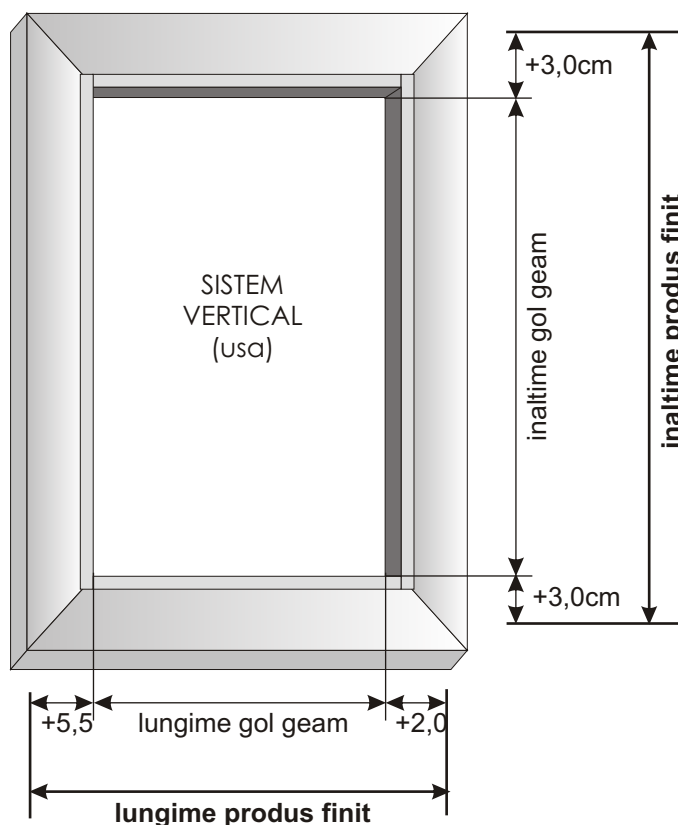
lungime - gol geam + 6 cm
inaltime - gol geam + 7,5cm

Figura 2

Preluarea cotelor

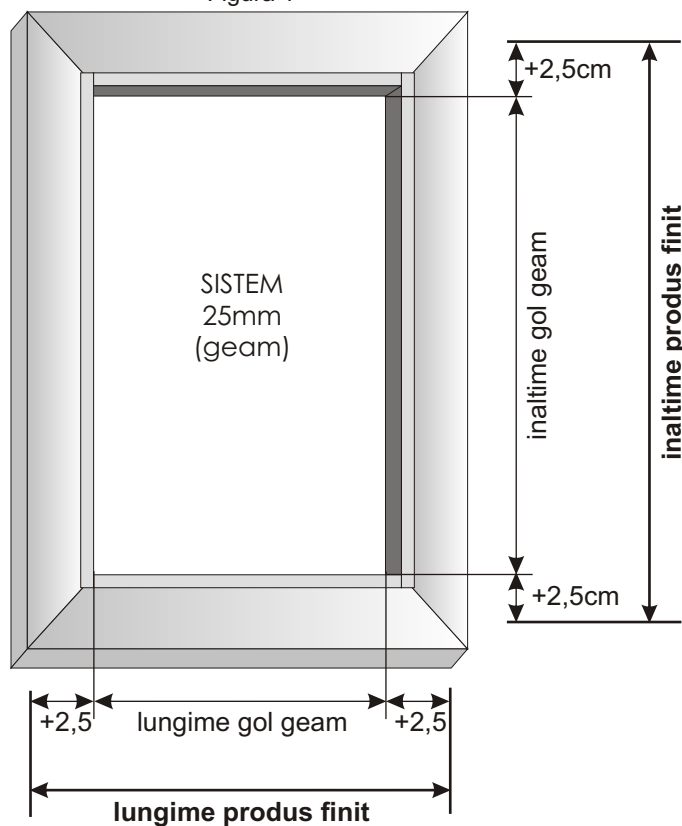
SISTEM VERTICAL (usa)
vezi figura 2

lungime - gol geam + 7,5cm
inaltime - gol geam + 6 cm



Instructiuni de masurat

Figura 1



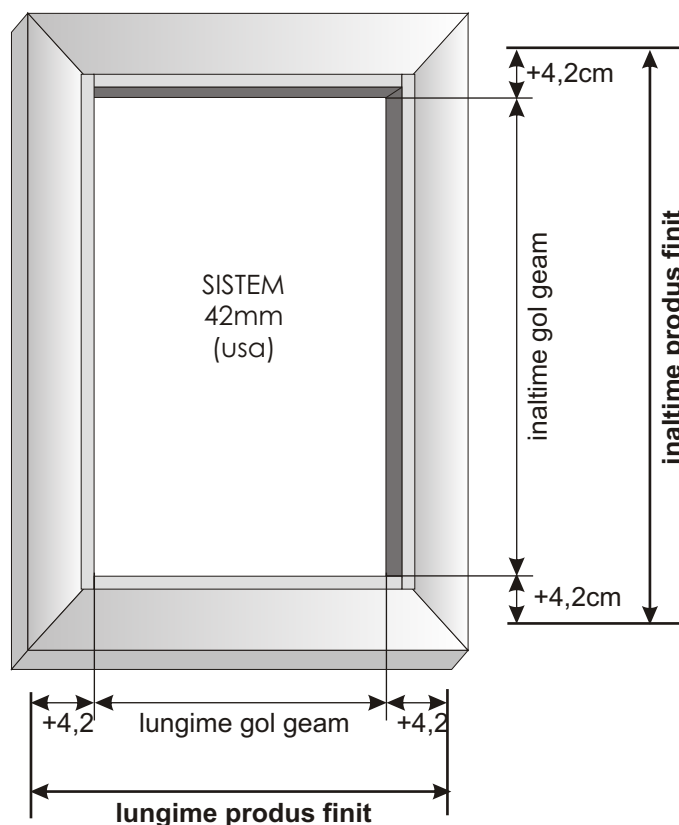
O lucrare reusita poate fi realizata doar daca s-a facut si o masuratoare adecvata. Astfel, venim in intampinarea dumneavoastra cu detalii tehnice ce va vor ajuta la preluarea unei comenzi fara eventuale probleme de montaj.

Preluarea cotelor

SISTEM **25mm** (geam)
vezi figura 1

lungime - gol geam + 5cm
inaltime - gol geam + 5cm

Figura 2



Preluarea cotelor

SISTEM **42mm** (geam)
vezi figura 2

lungime - gol geam + 8,5cm
inaltime - gol geam + 8,5cm

